



聚氨酯复合板生产线 PU Sandwich Panel Production Line



材料类型 material type	彩涂钢, 镀锌板, 铝板 color steel sheet, galvanized sheet, aluminum sheet
厚度 (mm) Thickness	0.15-0.6
宽度 (mm) Width	1000-1250
生产速度 (m/min) Productivity	0-5可调 (adjustable)
整机尺寸 (mm) Dimension	150000 × 6000 × 3.5

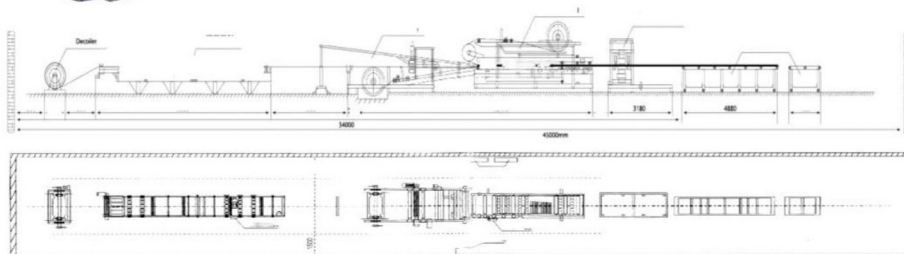


聚氨酯复合板设备是由开卷系统、覆膜切断、成型机系统、预热炉、高压发泡系统、发泡系统辅助装置、双履带、双履带加热系统、切割系统、码垛机、打包机等设备组成。

整线结合了机械、化工、电控、液压、气动和温控等多方面技术。

PU sandwich panel line is an automatic production line, which is consisting of uncoiling system, film coating, pre-cutting, forming system, preheating, high pressure foaming system, foaming system auxiliary device, heating system, cutting system, stacking and packing equipments.

The whole line integrates technologies of mechanics, chemistry, electrical control, hydraulic pressure pneumatic and temperature control.



01

02

保温复合板生产线 Multifunctional Sandwich Panel Production Line



电源/Power supply	380V/50至60Hz
总功率/Total power	32kw
生产线速度/Speed	0-4m/min
产品宽度/ Raw material width	1000mm or 1200mm
产品厚度/Thickness	50-250mm
年产量/Output	600000㎡ per year

F型生产线采用先进的生产工艺以气、电、机械为一体，是加工彩钢保温复合板的专用机械设备，工作速度采用变频无极调速，能一次性复合成瓦楞型复合板，全套流水线由放料机构、压型机构复合机构(压筋、涂胶、加温、复合、卷边、开槽、速边、气动自动切割)组成，是生产工业厂房、仓库等屋面板和墙板不可缺少的设备。


F-type production line adopts advanced production technology with gas, electricity and machinery as one. The working speed adopts variable frequency stepless speed regulation, which can be combined into a waring composite board at one time. The complete assembly line is composed of discharge mechanism, press mechanism, composite mechanism (press reinforcement, gluing, heating, composite, edge rolling, grooving, speed edge, pneumatic, automatic cutting), which is an indispensable equipment for the production of roofing and wall panels such as industrial plants and warehouses.



聚苯乙烯(EPS)复合板系列  
EPS Sandwich panel series



玻璃纤维棉夹芯板系列  
glass fiber wool sandwich panel series



岩棉夹芯板系列  
Rockwool sandwich panel series



聚氨酯夹芯板系列  
PU sandwich panel series

03

04

### 设备图纸 技术领先

<p>T950 墙板 EPS芯材 T950 Roof panel EPS core material</p>	<p>T990 中二峰 T990 medium two peaks</p>
<p>T950中二峰搭接式瓦楞板 T950 medium two peaks lapping type corrugated sheet</p>	<p>EPS芯材插片连接 EPS core material male tab connection</p>
<p>950/960中三峰隐藏式(扣帽型)瓦楞板 950/960 medium three peaks hidden type (Cap type) corrugated sheet</p>	<p>G950、保温棉芯材(扣帽式) G950 insulating cotton core material (Cap type)</p>
<p>小波纹墙板 EPS芯材 Ripple roof panel EPS core material</p>	<p>950中三峰咬口式瓦楞板 950 medium three peaks nipping corrugated sheet</p>


<p>980中三峰自扣式瓦楞板 980 medium three peaks self locked corrugated sheet</p>	<p>EPS芯材企口板 EPS core material match board</p>
<p>980中四峰搭接式瓦楞板 980 medium four peaks lapping corrugated sheet</p>	<p>G960、保温棉芯材 G960 insulating cotton core material</p>
<p>T990 中三峰 T990 medium three peaks</p>	<p>1100隐藏式墙板 EPS芯板 1100 hidden roof panel EPS core panel</p>
<p>980中三峰咬口式瓦楞板 980 medium three peaks nipping corrugated sheet</p>	<p>950隐藏式瓦楞板耐火材料 950 hidden corrugated sheet fire resistant material</p>

### ◆ 914mm Feeding Width Products

665 Single Layer Former



680 Single Layer Former



760-760 Double Layer Former



762 Single Layer Former




### ◆ 914mm Feeding Width Products

760 Single Layer Former

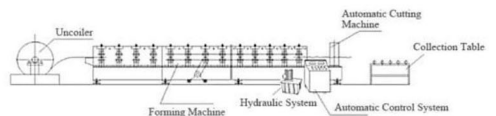


755 Single Layer Former



#### ● 工艺流程 Technical Flow

Decoiling → Guiding & Feeding → Roll Forming → Cut to Length → Receiving Table



- Material: Color Steel Sheet, Galvanized Sheet, Aluminum Sheet
- Sheet Thickness: 0.2-0.6mm
- Yield Strength: 230-300mpa
- Productivity: 0-15m/min
- Roller Material: 45# steel With Chrome Plated
- Roller Driven Type: Chain Transmission
- Controller: PLC
- Operation: Touchscreen+button

● Above shows are parts of our products. We also can design and manufacture machines as customer's requirements.

◆ 914mm Feeding Width Products

700 Glazed Tile Forming Machine

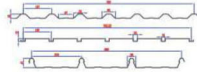
732 Glazed Tile Forming Machine



762-669-750 Triple Layer Forming Machine

• 琉璃瓦是一种传统的屋顶材料，具有独特的美学价值和优良的保温隔热性能。而且造型多样，可以根据不同的建筑风格和色调进行选择，使建筑物更加美观大方。

Glazed tile is a traditional roofing material, which has unique aesthetic value and excellent thermal insulation performance. And the shape is diverse. It can be selected according to different architectural styles and colors, so that the building is more beautiful and generous.



◆ 925 Feeding Width Products

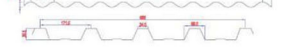
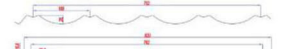
686 Single Layer Forming Machine



686-762 Double Layer Forming Machine



686-762-752 Triple Layer Forming Machine



◆ 1000mm Feeding Width Products

686 Single Layer Former

750 Single Layer Former



780 Single Layer Former

791 Single Layer Former



◆ 1000mm Feeding Width Products



840 Single Layer Former

936 Single Layer Former



960 Single Layer Former

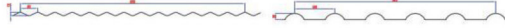
910 Single Layer Former



◆ 1000mm Feeding Width Products


850 Single Layer Forming Machine

800 Glazed Tile Forming Machine



854 Glazed Tile Forming Machine


868 Glazed Tile Forming Machine



◆ 1000mm Feeding Width Products

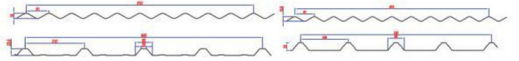

732-836 Double Layer Former

792-750 Double Layer Former



840-810 Double Layer Former

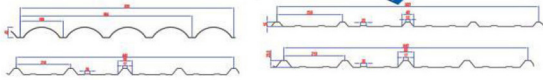
810-792 Double Layer Former



◆ 1000mm Feeding Width Products

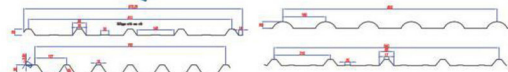
664-840 Double Layer Glazed Tile

840-900 Double Layer Glazed Tile



762-812 Double Layer Glazed Tile

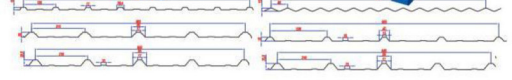
800-840 Double Layer Glazed Tile



◆ 1000mm Feeding Width Products

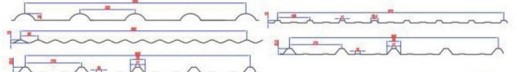
840-860-910 Triple Layer Former

840-900-850 Triple Layer Former




800-850-840 Triple Layer Former

840-910-Slitting Shear

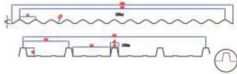


◆ 1200mm Feeding Width Products

1000 Single Layer Former



988-880 Double Layer Former



1000 Single Layer Former

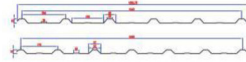


1050 Single Layer Former

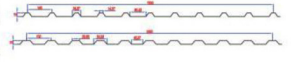


◆ 1200mm Feeding Width Products

1040-1050 Double Layer Former

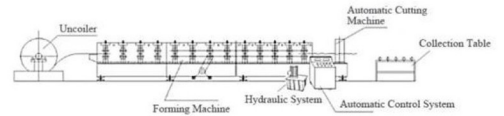


1000-1000 Double Layer Former



- Material: Color steel sheet, Galvanized sheet, Aluminum sheet  
Sheet thickness: 0.2-0.6mm  
Yield strength: 230-300Mpa  
Productivity: 0-15m/min  
Controller: PLC  
Operation: Touchscreen+Button

• Above shows are parts of our products. We also can design and manufacture machines as customer's requirements.



◆ 1220mm Feeding Width Products

1012 Single Layer Former



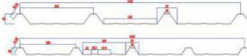
1000 Single Layer Former



988 Single Layer Former

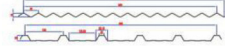


1002-1020 Double Layer Former

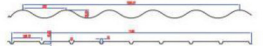


◆ 1220mm Feeding Width Products

988-980 Double Layer Former



1000-1105 Glazed Tile Double Layer Former

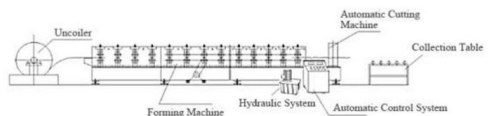


• 该类双层成型机的成型主机分上下两层，可以生产两种不同型号的板材，并且集机、电、液于一体，具有高效、全自动等特点。

The forming host of this kind of double-layer forming machine includes two layers and can produce different profiles. It has the collection of mechanic, electric and hydraulic, therefore, it can have high working efficiency and can work full automatically.

流程：开料→导向进料→辊压成型→切边→成品

- Decoiling → Guiding & Feeding → Roll Forming → Cut to Length → Receiving Table



◆ 1250mm Feeding Width Products

1017 Single Layer Former



1064 Single Layer Former



1080 Single Layer Former



970 Single Layer Former

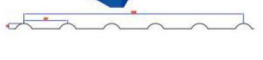


◆ 1250mm Feeding Width Products

1050-972 Double Layer Former



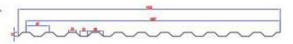
1064 Glazed Tile Former



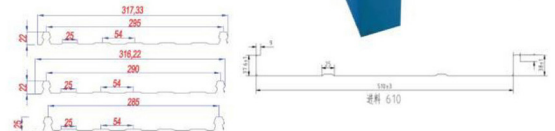

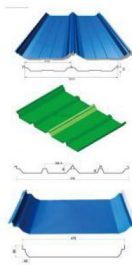
1100-1050 Glazed Tile Double Layer Former



1067 Single Layer Former



◆ 隐藏屋面板机 Self-lock Roof Tile Forming Machine



- Thickness:0.2~0.8mm
- Productivity:0~15m/min
- Shaft: Diameter 70mm
- Roller Stations:16 Rows
- Under Frame:350H-beam
- Motor Power:5.5kw
- Hydraulic Power:5.5kw

- PLC Brand:Delta
- Frequency Brand:ZONCN
- Roller material:Gr15 with Fire
- Connecting Plate:14mm steel
- Cutting Type:Guide Pillar
- Dimension:6500\*1200\*1200mm
- Weight:About 3T

### ◆ 龙骨机 Keel Steel Forming Machine



25



- 轻钢龙骨具有强度大、通用性强、耐火性好、安装简易等优点，可装配各种类型的石膏板、钙塑板、吸音板等。

用做墙体隔断和吊顶的龙骨支架，美观大方。它广泛用于各种民用建筑工程以及轻纺工业厂房等场所，对室内装饰造型、隔音等功能起到良好效果。

Light steel keel has the advantages of high strength, strong versatility, good fire resistance, easy installation, etc. It can be assembled with various types of gypsum board, calcium-plastic board, sound-absorbing board, etc.

Used as wall partition and ceiling keel support, beautiful and generous. It is widely used in various civil construction projects and textile industrial plants and other places, and plays a good role in interior decoration modeling and sound insulation.



26

### ◆ 齿轮箱龙骨机 Gearbox Keel Machine

- 齿轮箱承受来自风轮的作用力和齿轮传动时产生的反力，齿轮箱具有足够的刚性去承受力和力矩的作用，防止变形，保证传动质量，齿轮箱龙骨机比普通的龙骨机动力更足。

The gear box withstands the force from the wind wheel and the reaction force generated when the gear is driven, the gear box has enough rigidity to withstand the force and torque, prevent deformation and ensure the transmission quality. It's more powerful than the ordinary keel machine.




27


28

### ◆ CZ 型钢机 CZ Purlin Roll Forming Machine

C Type Manual Roll Forming Machine




C Type Automatic Roll Forming Machine



型号	辊间距 (mm)				长度 (mm)	备注
	H	B1	B2	X		
CM	100	60	40	20	2100.0	上送料
CM	100	50	30	20	2100.0	下送料
CM	100	50	30	20	2100.0	上送料+下送料
CM	100	50	30	20	2100.0	上送料+下送料
CM	100	50	30	20	2100.0	上送料+下送料
CM	100	50	30	20	2100.0	上送料+下送料
CM	100	50	30	20	2100.0	上送料+下送料
CM	100	50	30	20	2100.0	上送料+下送料
CM	100	50	30	20	2100.0	上送料+下送料
CM	100	50	30	20	2100.0	上送料+下送料
CM	100	50	30	20	2100.0	上送料+下送料

### ◆ CZ 自动换型型钢机 CZ Purlin Automatic Interchangeable Forming Machine

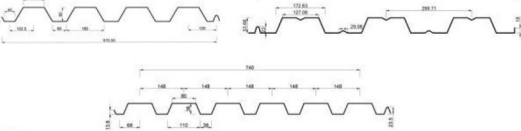


- Under Frame: 400mm Channel Steel GB
- Roller Station: 14 Rows (+ 8 Rows Side Wheel)
- Connecting Plate: Memorial Archway
- Cutting Type: Adjustable Cutting + Flat Cutting
- Shaft: Diameter 75mm
- Chain: 1.2 inch
- Motor Power: 22kw
- Hydraulic Power: 11kw
- Punching Mold: 3 Sets
- Plc Brand: Delta
- Touchscreen: Delta
- Dimension: 11800\*2000\*2000mm
- Weight: about 17T

### ◆ 楼承板成型机 Floor Deck Forming Machine


楼承板的截面成V型、U型、梯形或类似这几种形状的波形，主要用于楼面承重。具有自重轻、强度高、刚度大、施工方便快捷、易于更新和便于工业化生产组合楼板的构造要求等特点。可以根据客户需求定制不同版型。

The section of the floor bearing plate has V-shaped, U-shaped, trapezoid or similar waveform, which is mainly used for floor bearing. It has the characteristics of light weight, high strength, high stiffness, convenient and fast construction, easy to update and convenient for industrial production of composite floor structure requirements. Different versions can be customized according to customer needs.






◆ 水沟机 Gutter Machine




- Thickness:0.2-0.8mm
- Roller Station:20 Rows
- Shaft: Diameter 70mm
- Productivity:0-20m/min
- Motor Power:5.5kw
- Hydraulic Power:4kw
- Cutting Type:Three Blade Cutting
- Frame:300H-beam
- Plc Brand:Delta
- Frequency Brand:Delta
- Dimension:11500\*900\*1200mm
- Weight:About 3.5T


◆ 高速护栏机 High-speed Guardrail Machine



- Thickness:2.5-4.0mm
- Productivity:0-10m/min
- Shaft:Diameter 105mm
- Roller Stations:16 Rows
- Under Frame:400H-beam
- Motor Power:18.5kw\*2
- Hydraulic Power:15kw
- PLC Brand:Delta
- Frequency Brand:Delta
- Roller material:Gr15 with Fire
- Punching Mode:Hydraulic Punching
- Transmission Type:Gearbox Drive
- Connecting Plate:Memorial Gateway
- Cutting Type:Three Blade Cutting
- Dimension:16000\*2400\*1500mm
- Weight:About 24T




### ◆ 屋脊瓦 Ridge Cap Roll Forming Machine



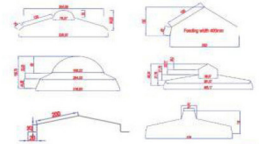
37

- 屋脊瓦通常可做成人字形、马鞍形、圆弧形等多种形状，安装便捷，提高院墙美观度，它在环境中具有很好的耐久性，使其长时间暴露于阳光下、湿气、热、冲击下，仍然能保持其颜色和物理性能的稳定。

Ridge cap usually can be made into a variety of shapes such as herringbone, saddle shape, circular arc. It is very convenient to install, and can improve the beauty of the courtyard wall. It has a good durability in the environment, so that it can be exposed to the sun for a long time, moisture, heat and cold, impact, still can maintain its color and physical properties stable.



- Thickness:0.3-0.8mm
- Productivity:0-15m/min
- Transmission Type:Chain
- Roller Station:14 Rows
- Shaft-Diameter 70mm
- Under Frame:350H-beam
- Connecting Plate:14mm Steel
- Chain:1.0 inch
- Motor Power:5.5kw
- Hydraulic Power:4kw
- Cutting Type:4 Guide Pillar
- Plc Brand:Delta
- Frequency Brand:Delta





38

### ◆ 卷帘门成型机 Rolling Shutter Door Forming Machine

- 它提供了防风雨和保护窗户不受破坏和盗窃的侵害，具有安装方便，建造周期短，美观，重量轻但强度高等优点。卷帘门有许多用途，包括货车，车库，厨房，学校，监狱和仓库的门。

It provides weatherproof and protection of windows from vandalism and theft, has the advantages of easy installation, short construction cycle, aesthetics, light weight but high strength. Rolling shutter doors have many uses, including the doors of vans, garages, kitchens, schools, prisons and warehouses.



合缝机Linking machine

39



40

### ◆ 横压波纹机 Transverse Corrugation Machine

- 横压波纹板机没有生产长度的限制，可根据要求在控制端设定多组不同的数据，一键“确认”后，设备自动按照电脑设定的数据生产不同长度的成品。经横压波纹板机生产的成品表面平整光滑、平整、无划痕，便于施工的安装。
  - There is no sheet length limit. It can be set on the computer controller according to the requirements. The surface of the finished product is smooth and no scratches, which is easy to install in construction.
- 适用板长length of sheet: 2500-4500mm  
 进料宽度feeding width: 500-1250mm  
 板材厚度thickness: 0.12-0.5mm



### ◆ 压花机 Embossing Machine



- Thickness: 2-6mm
- Productivity: 10-20m/min
- Embossing Shaft: Diameter 480mm
- Levelling Roller Station: upper 7, lower 8
- Levelling Shaft: Diameter 105mm
- Under Frame: 400H-beam
- Connecting Plate: 60mm Steel
- Motor Power: 15kw
- Hydraulic Power: 7.5kw
- Plc Brand: Delta
- Reducer: Pm500
- Transmission Type: Gear Drive
- Dimension: 3500\*2800\*1800mm
- Weight: About 14T

### ◆ 打拱机 Arching Machine

Horizontal Arching Machine



Vertical Arching Machine




- Under Frame: 300H-beam
- Roller Stations: 3 Rows
- Thickness: 0.3-0.8mm
- Productivity: 0-5m/min
- Shaft: Diameter 70mm
- Connecting Plate: Conjoined Plate
- Servo Motor: 2.2kw
- Hydraulic Power: 5.5kw
- Dimension: 1700\*1700\*1200mm
- Weight: 1.2T

### ◆ 滚冲机 High Speed Rotary Punching Machine

- 冲床是一种用于在材料上打孔的机器压力机。数控操作，多工位转塔和持有一个更大的和复杂的模具组。高速旋转冲床可冲一组孔和两组孔，速度可达100m/min。

A punch press is a type of machine press used to cut holes in material. CNC operated, with a multi-station turret and hold a much larger and complex die set.


High speed rotary punching machine can press one set and two sets of hole, and the speed can be 100m/min.



### ◆ 落水管 Downspout Pipe Roll Forming Machine

• 落水管主要收集屋顶水,集中引至地面以下铺设的雨水管内,这是落水管系统的一部分,并集中在铺设在地下的雨水管上。

It mainly collects roof water,funnels it into the stormwater pipe laid below the ground,which is part of the downpipe system,and concentrates on the stormwater pipe laid underground.



45

### ◆ 无梁拱 Large Span Roll Forming Machine



• 无梁拱有着重量轻、材料省、施工速度快、造价成本低、跨越能力大、造型优美、使用性能优良等。

It has light weight,material saving, fast construction speed, low cost, large span capacity, beautiful shape and excellent performance,etc

适用建筑: 仓库、体育场、粮库等。

Applicable building: warehouse, stadium, grain depot, etc

常用厚度:common thickness: 0.8-1.6mm


46

### ◆ 粮仓设备 Silo Roll Forming Machine



47

### ◆ 车厢板设备 Automatic Panel Equipment



- Applicable raw material:galvanized sheet
- Productivity:2m/min
- Transmission power:11kw\*2 motor, K98 reducer,model sub63
- Feeding power:1.5kw servo motor
- Cutting hydraulic pump power:5.5kw
- Decoiler:electrical ST decoiler
- Connecting plate: arching type
- Length counting mode:photoelectric+ counter sensor detection
- Control mode:Delta controller
- Operation mode:7 inch touchscreen
- Electric components: Schneider brand
- Language:Chinese/English/Spanish
- Equipment dimension:35\*1.5\*2m

48

◆ 电缆桥架设备 Cable Tray Roll Forming Machine



◆ 纵剪线 Slitting Line

● 生产线主要由上料车、开卷机、校平分条机、剪床、纵剪机、废边收卷机、收卷机、卸料车组成。


用于将金属卷板经过开卷、纵剪、收卷成所需宽度的带卷，生产线两边配有两套废边收卷装置。

我们可以根据客户的不同需求进行设计和生产

● It mainly consists of loading truck, uncoiler, leveling system, shearing system, slitting system, scrap recoiling system, recoiling system, unloading truck and so on.

It's used for uncoiling, slitting and recoiling the steel sheet into a strip of the required width, and there are two sets of waste edge recoiling devices on both sides of the production line.

We can design and manufacture different specification according to the requirement of the client.



◆ 开卷机 Decoiler

5T Manual Decoiler



3T Manual Vertical Decoiler



5T Hydraulic Recoiler



10T Hydraulic Decoiler with a Car



◆ 辅助设备 Auxiliary Equipment

折弯机 Bending Machine



剪板机 Plate Shearing Machine

